



Government of Samoa

Ministry of Health

Please address all correspondence to the
Director General
Fa'amolemole fa'atuatusi uma feso'otaiga i le
Fa'atonusili Aoa



Dengue Situation Report

Epi-week 9: 26 February – 03 March 2024

Date of report: 04 March 2024

Prepared by: National Health Surveillance & IHR Division

Email: surveillance@health.gov.ws

Tel: 66506/66507

Highlights

- To date, we continue to observe an increase in dengue lab-confirmed cases particularly in the month of February as shown in figure 1
- The most affected age group are those aged 60 years and over
- The majority of cases are from the North West of Upolu (NWU) region; however, cases have been reported from all regions including Savaii (see map of dengue cases in figure 4)
- Majority of those affected presented at the TTM Hospital where most of the test requests were from.

Table 1. Case definition of dengue fever

Case definition and alert threshold

Alert threshold: Twice the average number of cases seen in the previous 3 weeks

Case definition:

Suspected case (clinical case definition):

Acute fever $\geq 38.0^{\circ}\text{C}$ for at least 2 days, AND two or more of the following:

- Anorexia and nausea
- Aches and pains
- Rash
- Low white blood cell count
- Warning signs, including:
 - Abdominal pain or tenderness
 - Persistent vomiting
 - Mucosal bleeding
 - Liver enlargement $>2\text{cm}$ below costal margin
 - Clinical evidence of fluid accumulation
 - Lethargy, restlessness
 - Laboratory: increase in hematocrit, rapid decrease in platelet count

Confirmed case

Isolation of dengue virus or detection of dengue-specific antigen or antibodies in tissue, blood, CSF or other body fluid by an advanced laboratory test

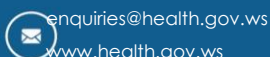

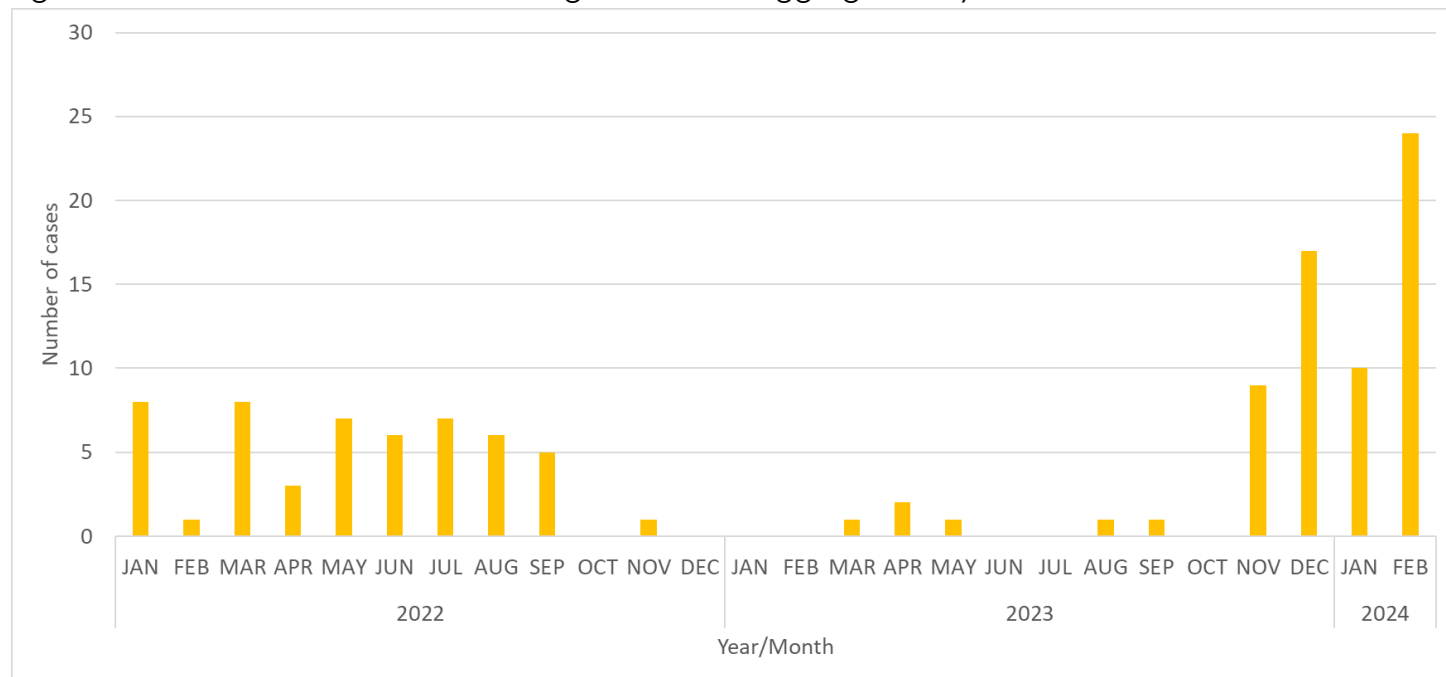
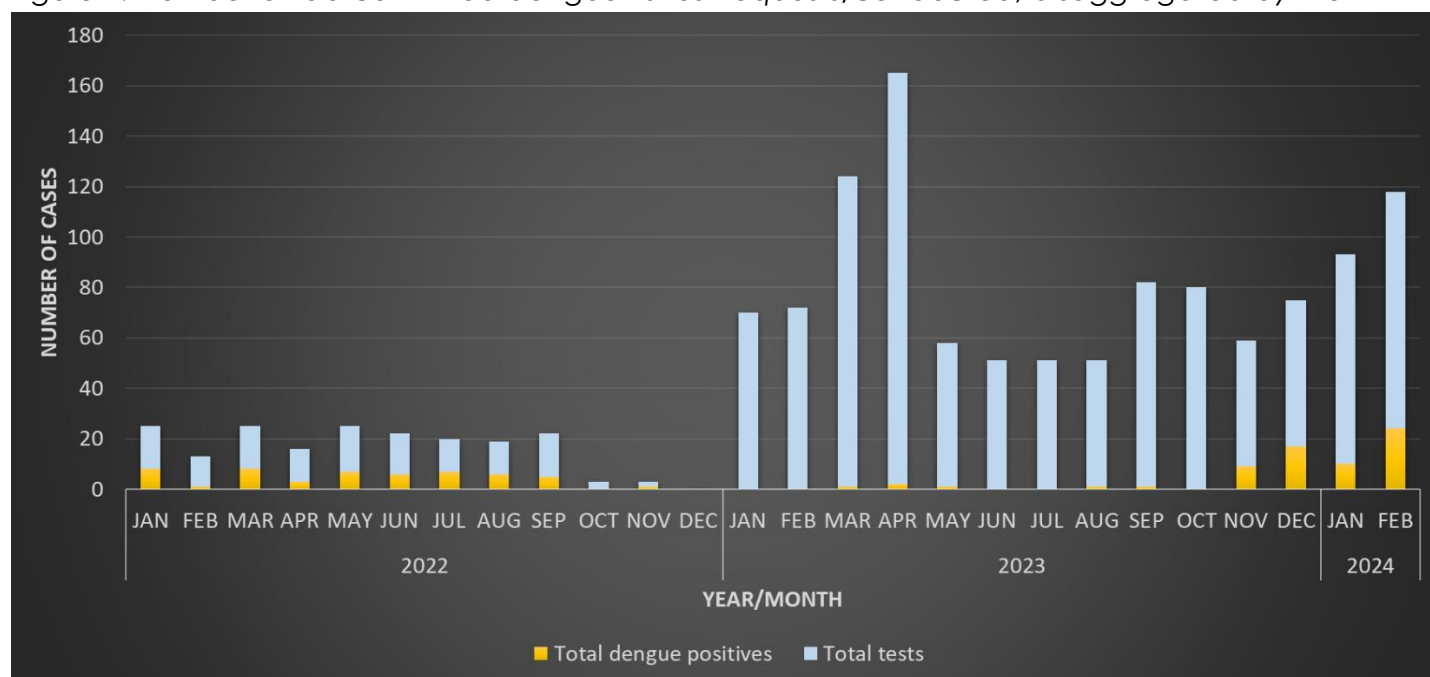


Figure 1. Number of lab-confirmed dengue cases disaggregated by month, 2022 to date



Source: Clinical laboratory serology data

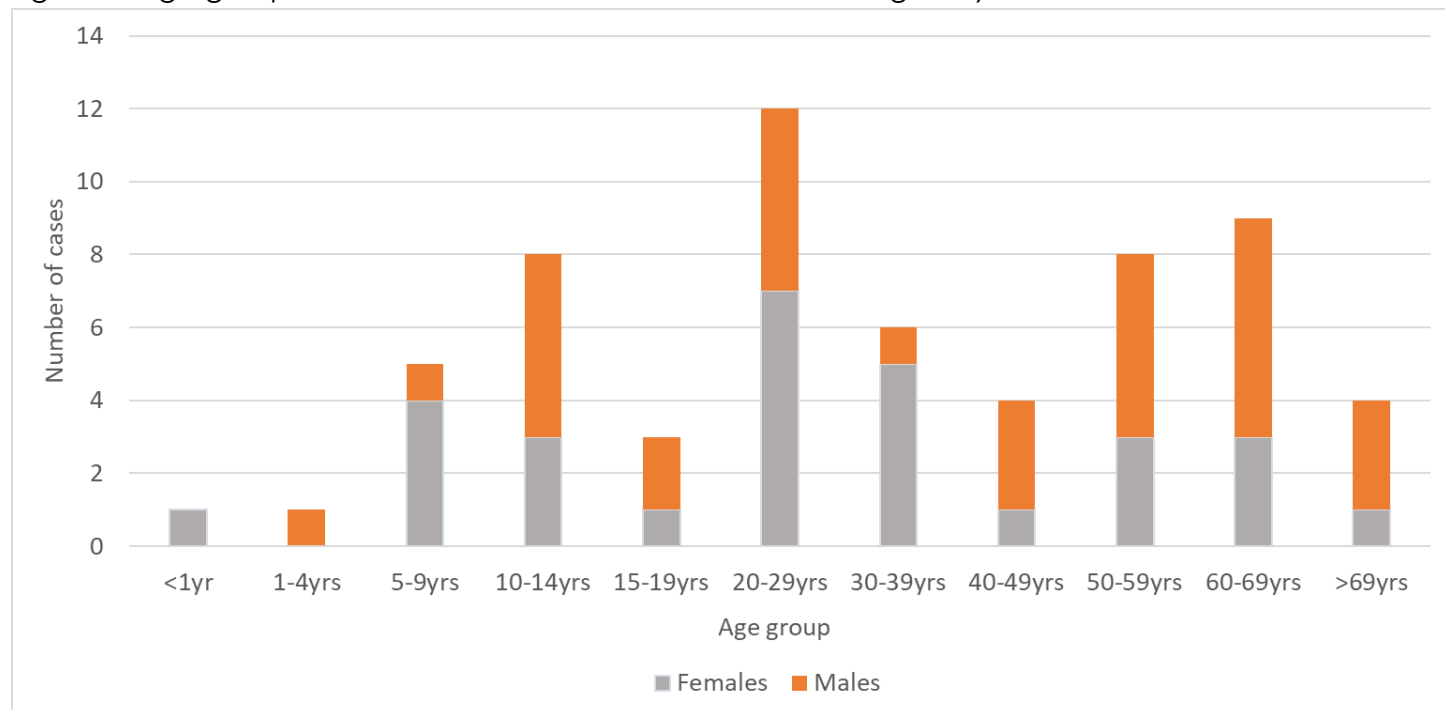
Figure 2. Number of lab-confirmed dengue vs test requests/conducted, disaggregated by month



Source: Clinical laboratory serology data

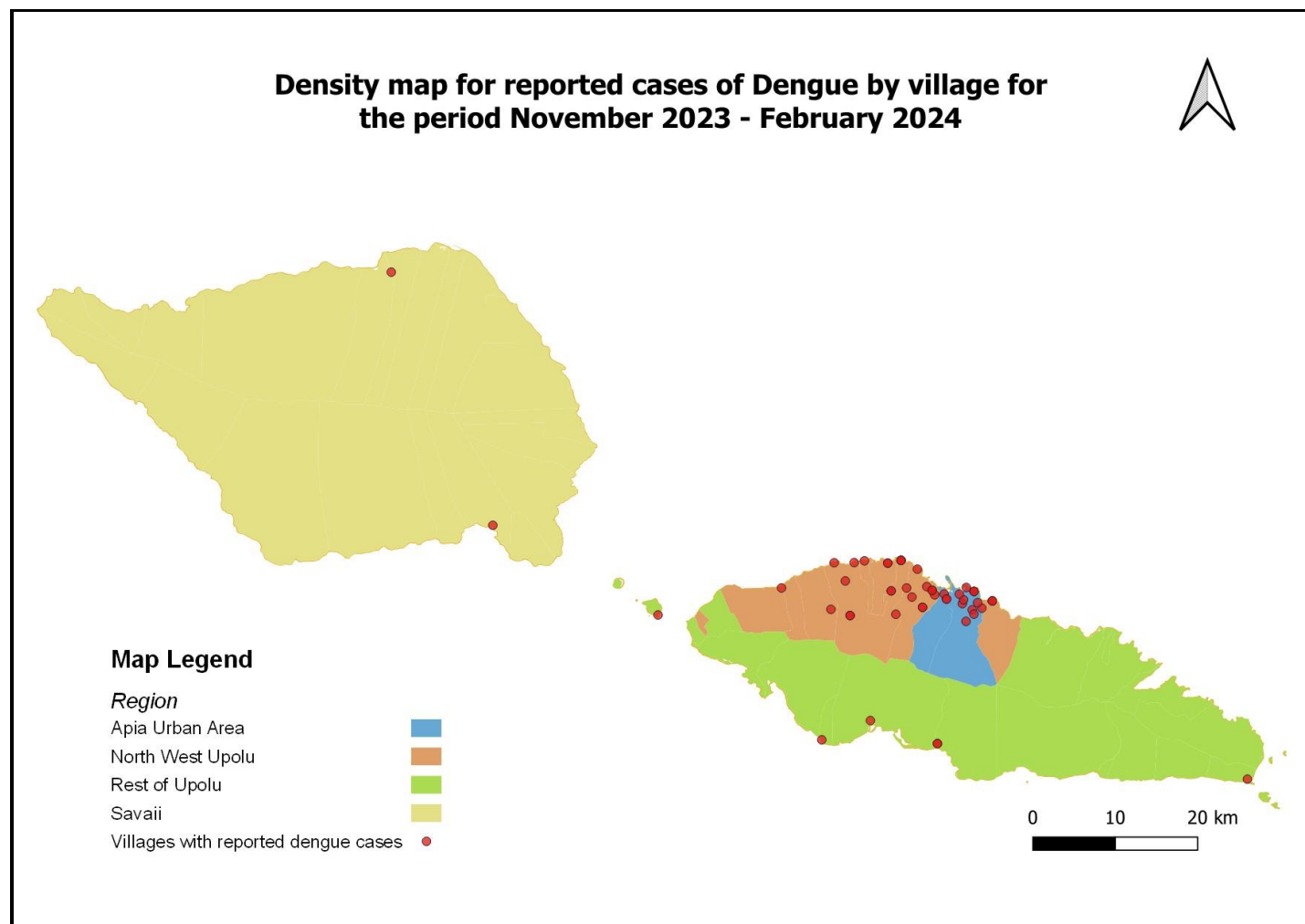


Figure 3. Age group distribution of lab-confirmed cases of dengue by sex, Nov 2023 to date



Source: Clinical laboratory serology data

Figure 4. Density map for lab-confirmed dengue cases by village, Nov 2023 to date



Actions taken

- Continue to boost media awareness on dengue preventative measures including talk shows and advertisement on all media outlets
- Disseminated a public health alert to all clinicians to report and notify dengue like illnesses through syndromic surveillance and to test all symptomatic and suspected dengue patients
- Integrated Vector Control Committee (IVCC) is scheduled to meet on 5 March 2024 to formulate collaborative interventions on control strategies for immediate implementation on source reduction

Recommendations for public

- Continue to clean up and remove all stagnant water sources around the house to ensure breeding grounds of mosquitoes are eliminated
- Wear appropriate clothing to minimize mosquito bites
- Use mosquito nets and repellents such as lotion and sprays
- If you are affected, watch out for severe symptoms, and seek medical attention immediately. Monitor other people in the household for similar symptoms and present to the hospital for testing and health advise.

