



Please address all correspondence to the
Director General
Fa'amolemole fa'atutusi uma feso'otaiga i
le Fa'atonusili Aoao

Syndromic Surveillance Report

Epi-week 47: 17th – 23rd November 2025

Date of report: 24th November 2025

Distribution: **Internal & External use**

New information in blue

Prepared by: Health Security & Disease Surveillance Division

Email: surveillance@health.gov.ws

Tel: 66506/66507

List of Syndromes monitored under the Syndromic Surveillance

- | | |
|---------------------------------------|-----------------------|
| 1. Dengue like illness | 4. Diarrhoea |
| 2. Influenza like illness | 5. Acute Fever & Rash |
| 3. Severe acute respiratory infection | 6. Prolonged fever |

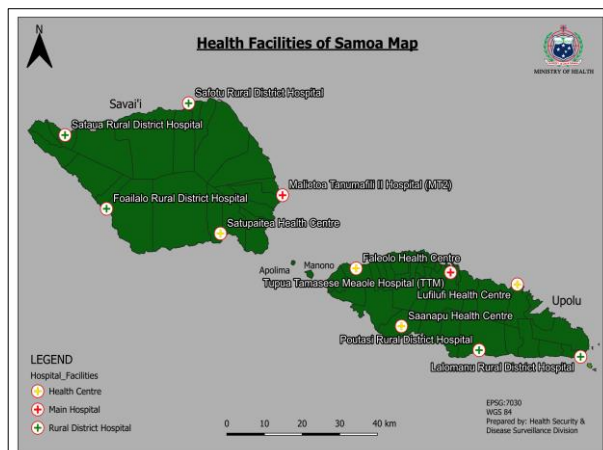
Public Awareness & Recommendations (Healthcare staff)

GENERAL PUBLIC AWARENESS:

- Encourage vaccinations & boosters for unvaccinated individuals, and keep infant vaccination book up to date.
- Eliminate mosquito breeding sites, use insect repellent, utilize mosquito nets & promote a sanitary environment.
- Promote hand washing, sanitizer use, wearing a mask and encourage boiling water during rainy season.
- If you are feeling sick, stay home to prevent the spreading of disease and see a doctor immediately if your symptoms get worse.
- Help us help you, share your correct village & contact number so we can respond quickly and effectively

RECOMMENDATIONS FOR HEALTHCARE STAFF:

- Encourage timely reporting for early detection of any communicable disease outbreaks.
- Ensure the syndrome case definition aligns with the patient's presenting symptoms for accurate reporting
- Encourage specimen collection to support confirmatory diagnosis, especially for AFR (e.g., measles, rubella, HFMD), DLI (e.g., dengue, chikungunya), ILI (e.g., COVID-19, influenza) and other syndromes.
- Ensure all staff are aware of the reporting mechanism in place. For e.g., calling in or reporting on the district hospitals messenger group chat.
- Remind staff (Clinical & Records) to always ask for working phone numbers and current addresses. These details are essential for field epidemiological investigations.



Reporting matrix from health facilities, 17th – 23rd November 2025

Outstanding Reports for epi-week 47							
Health Facility	17-Nov-25	18-Nov-25	19-Nov-25	20-Nov-25	21-Nov-25	22-Nov-25	23-Nov-25
TTMH							
Lufilufi DH							
Lalomanu DH							
Poutasi DH							
Saanapu HC							
Faleolo HC							
MTII							
Foailalo DH							
Sataua DH							
Safotu DH							
Satupaitea DH							

- Total number of sites: 11
- Total reporting sites in epi-week 47: 11
- Percentage of sites reported for epi-week 47: 100%

Deadline of updates for this report: 4pm, 24th November 2025



Reported



Pending report



1. Dengue like illness (DLI)

Case Definition: Fever ($\geq 38^{\circ}\text{C}$) for at least 2 days, PLUS at least 2 of the following: Nausea or vomiting; Muscle or joint pain; Severe headache or pain behind the eyes; Rash; bleeding

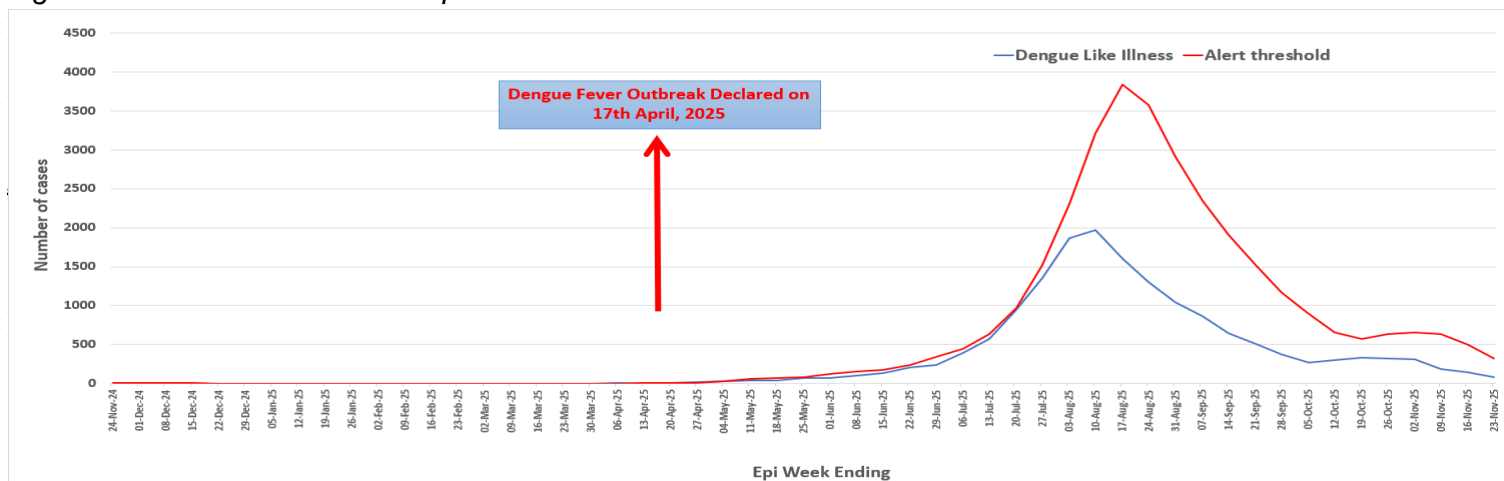
Alert threshold: **twice the average number of cases seen in the previous two weeks**

Epi-weeks	Epi-week 46: 10/11/25 – 16/11/25	Epi-week 47: 17/11/25 – 23/11/25
Total cases reported	141	84
Moving Average	250.5	163
Threshold	501	326

- The total number of DLI cases has decreased by 40% compared to the previous epi-week.
- In Epi-week 47, there were 84 DLI cases reported: 12 of which are Dengue lab-confirmed cases from TTMH Laboratory.

A Dengue Fever outbreak was declared on the 17th April 2025. We continue to advise and encourage all clinicians to collect samples for testing of all patients presenting with dengue like illnesses.

Figure 1. Number of DLI cases reported from all Health Facilities



2. Influenza like illness (ILI)

Case Definition: An acute respiratory infection with a history of fever or measured fever of $\geq 38^{\circ}\text{C}$ and cough, with onset within the last 10 days

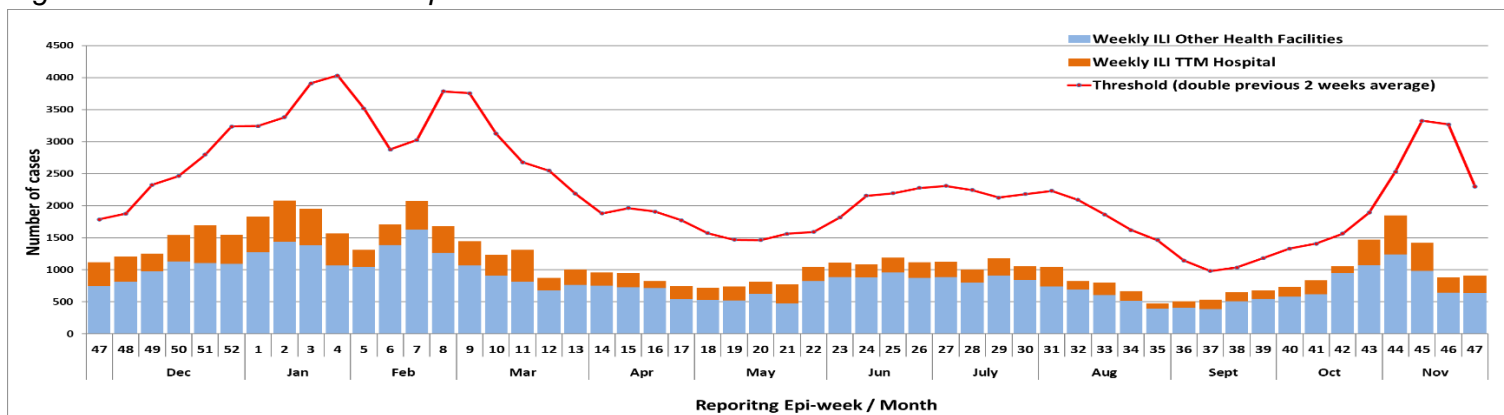
Alert threshold: **Exceeding double the average in the previous 2 weeks**

Epi-weeks	Epi-week 46: 10/11/25 – 16/11/25	Epi-week 47: 17/11/25 – 23/11/25
Total cases reported	880	915
Moving Average	1636	1149
Threshold	3271	2298

- ILI cases increased by 3.9% compared to the previous epi-week & remain below the alert threshold.
- In this epi-week, a total of 10 nasopharyngeal swabs (NPS) were collected and referred to TTMH Lab.
- Of the 10 NPS samples, only 1 (10%) tested positive for Influenza A and the rest were negative results.

It is also encouraged that samples are collected for verification and confirmation of the causative agent

Figure 2. Number of ILI cases reported from all Health Facilities



3. Severe acute respiratory infection (SARI)

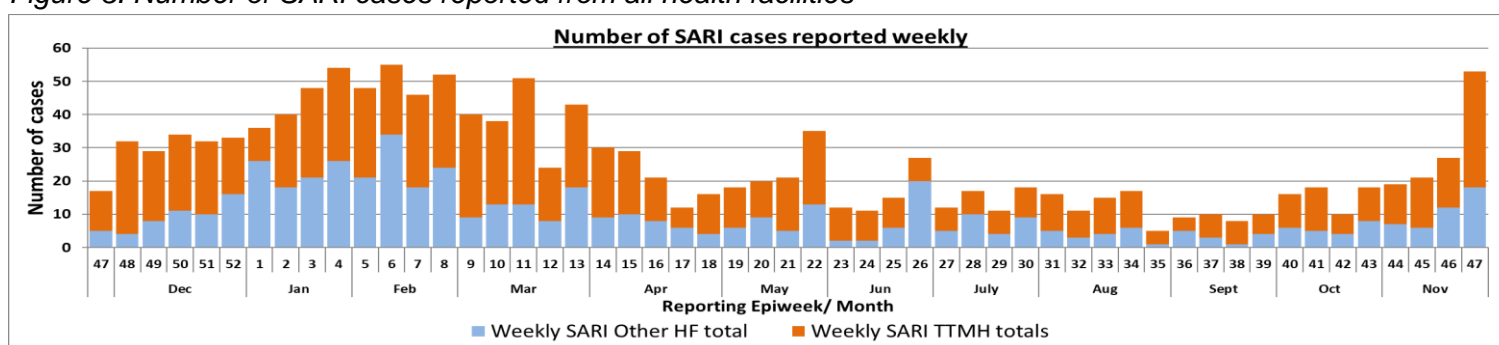
Case Definition: An acute respiratory infection with a history of fever or measured fever of $\geq 38^{\circ}\text{C}$ and cough, with onset within the last 10 days, AND requiring hospitalization

Alert threshold: 2 linked cases

Epi-weeks	Epi-week 46: 10/11/25 – 16/11/25	Epi-week 47: 17/11/25 – 23/11/25
Total cases reported	27	53
Moving Average	20	24
Threshold	2 linked cases	2 linked cases

- There is a 96% increase in SARI case total compared to the previous epi-week.
- Cases were reported from TTMH (35), Lufilufi (1), Poutasi (2) Safotu (13) and MTII (2) Health Facilities.
- 9 of the 53 (17%) SARI cases were tested; cases were from TTMH ED (3), TTMH Outpatient (2) & PB (4). See results below:
 - 1 case was laboratory-confirmed for Influenza A while the remaining 8 tested negative.
- Most of the SARI cases were diagnosed with Severe pneumonia (90%); AFI (5%) & LRTI/URTI (5%)
- The clinical team are reminded and advised to test all SARI cases.
- An ongoing challenge is the invalid phone numbers provided. Phone contacts retrieved from PATIS is also invalid. This results in the inability to conduct initial investigation interviews.

Figure 3. Number of SARI cases reported from all health facilities



4. Diarrhea

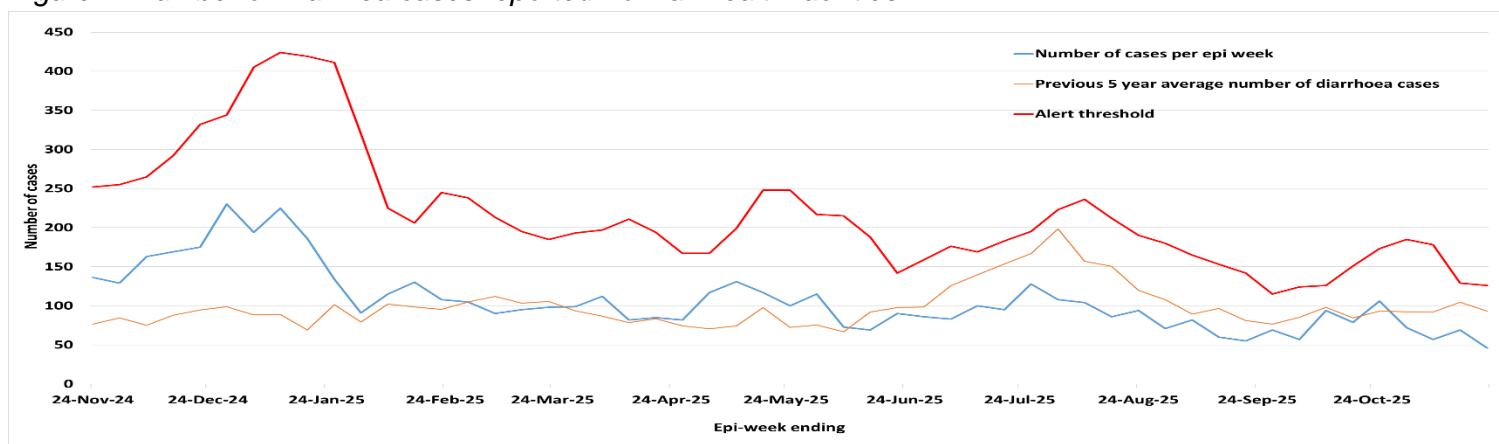
Case Definition: Three (3) or more loose or watery or bloody stools in 24hrs

Alert threshold: more than twice the average of the last two weeks count

Epi-weeks	Epi-week 46: 10/11/25 – 16/11/25	Epi-week 47: 17/11/25 – 23/11/25
Total cases reported	69	46
Moving Average	64.5	63
Threshold	129	126

- In the current epi-week, diarrheal cases have decreased by 33% compared to the previous epi-week and remain below the alert threshold.
- Case count includes additional cases detected through active case finding that were not reported through Syndromic Surveillance.

Figure 4. Number of Diarrhea cases reported from all health facilities



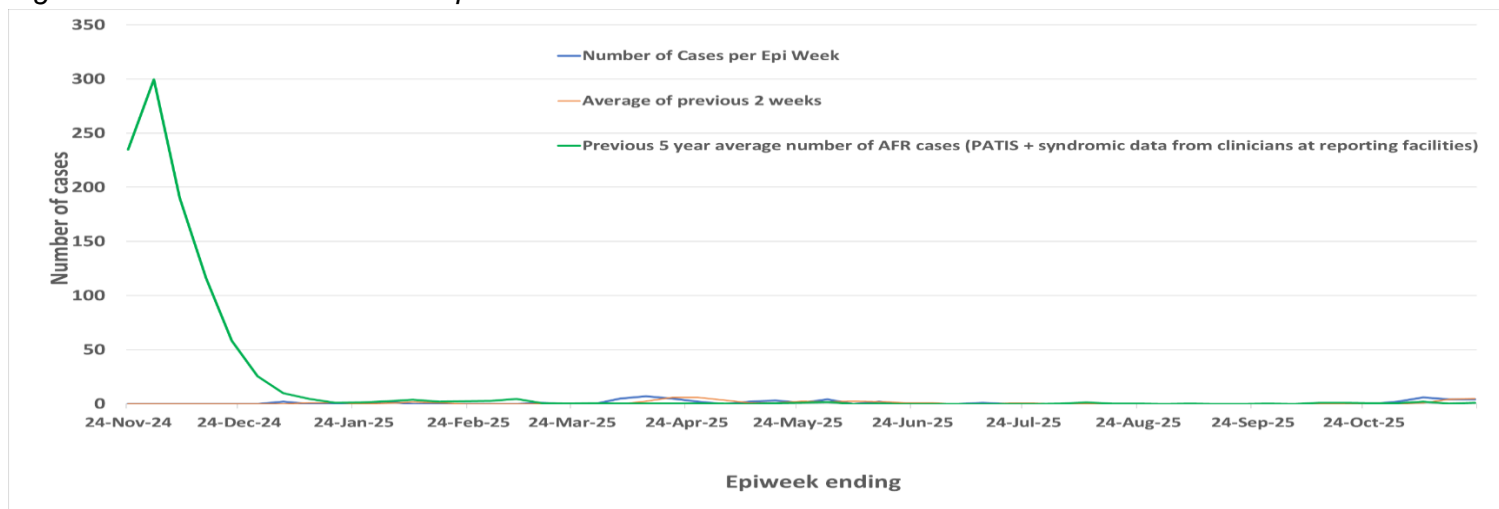
Case Definition: Sudden onset of fever ($>38^{\circ}\text{C}$) AND acute non-vesicular or non-blistering rash

Alert threshold: **two or more cases that temporally and epidemiologically linked**

Epi-weeks	Epi-week 46: 10/11/25 – 16/11/25	Epi-week 47: 17/11/25 – 23/11/25
Total cases reported	4	4
Moving Average	4	5
Threshold	≥ 2 linked cases	≥ 2 linked cases

- In epi-week 47, there were 4 reported AFR cases from the Clinical Laboratory at TTMH.
- The cases were clinically diagnosed as suspected measles, and specimens have been collected for overseas laboratory confirmation at VIDRL; Results are currently pending.
- Results for the 4 suspected measles cases reported in epi-week 46 remain pending.
- Attending Physicians are encouraged to collect blood samples for suspect Measles, Rubella and HFMD cases for confirmatory testing.

Figure 5. Number of AFR cases reported from all health facilities



6. Prolonged fever

Case Definition: Fever $\geq 38^{\circ}\text{C}$ lasting 3 or more days.

Alert threshold: **twice the average number of cases seen in the previous two weeks**

Epi-weeks	Epi-week 46: 10/11/25 – 16/11/25	Epi-week 47: 17/11/25 – 23/11/25
Total cases reported	0	0
Moving Average	0	0
Threshold	0	0

- No Prolonged Fever cases were reported since Epi-week 44.
- Attending physicians are encouraged to strictly apply syndrome case definitions, provide a definitive diagnosis for reported AFI cases, and collect blood samples for suspected typhoid cases for confirmation

Figure 6. Number of Prolonged fever cases reported from all health facilities

