



Syndromic Surveillance Report

Epi-week 04: 19th – 25th January 2026

Date of report: 26th January 2026

Distribution: **Internal & External use**

New information in blue

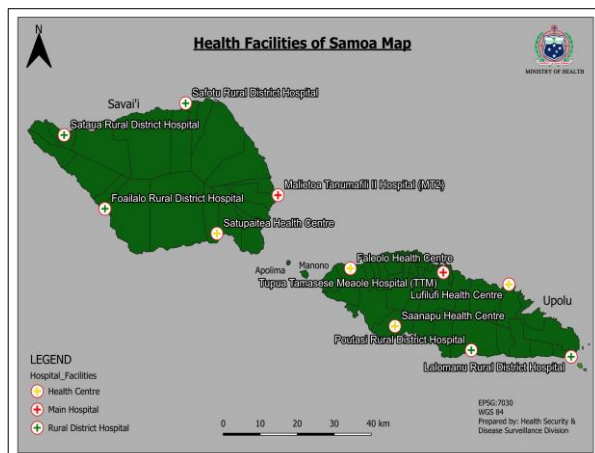
Prepared by: Health Security & Disease Surveillance Division

Email: surveillance@health.gov.ws

Tel: 66506/66507

List of Syndromes monitored under the Syndromic Surveillance

- | | |
|---------------------------------------|-----------------------|
| 1. Dengue like illness | 4. Diarrhoea |
| 2. Influenza like illness | 5. Acute Fever & Rash |
| 3. Severe acute respiratory infection | 6. Prolonged fever |



Public Awareness & Recommendations (Healthcare staff)

GENERAL PUBLIC AWARENESS:

- Encourage vaccinations & boosters for unvaccinated individuals, and keep infant vaccination book up to date.
- Eliminate mosquito breeding sites, use insect repellent, utilize mosquito nets & promote a sanitary environment.
- Promote hand washing, sanitizer use, wearing a mask and encourage boiling water during rainy season.
- If you are feeling sick, stay home to prevent the spreading of disease and see a doctor immediately if your symptoms get worse.
- Help us help you, share your correct village & contact number so we can respond quickly and effectively

RECOMMENDATIONS FOR HEALTHCARE STAFF:

- Encourage timely reporting for early detection of any communicable disease outbreaks.
- Ensure the syndrome case definition aligns with the patient's presenting symptoms for accurate reporting
- Encourage specimen collection to support confirmatory diagnosis, especially for AFR (e.g., measles, rubella, HFMD), DLI (e.g., dengue, chikungunya), ILI (e.g., COVID-19, influenza) and other syndromes.
- Ensure all staff are aware of the reporting mechanism in place. For e.g., calling in or reporting on the district hospitals messenger group chat.
- Remind staff (Clinical & Records) to always ask for working phone numbers and current addresses. These details are essential for field epidemiological investigations.

Reporting matrix from health facilities, 19th – 25th January 2026

| Outstanding Reports for epi-week 04 | | | | | | | |
|-------------------------------------|-----------|-----------|-----------|-----------|-----------|-----------|-----------|
| Health Facility | 19-Jan-26 | 20-Jan-26 | 21-Jan-26 | 22-Jan-26 | 23-Jan-26 | 24-Jan-26 | 25-Jan-26 |
| TTMH | | | | | | | |
| Lufilufi | | | | | | | |
| Lalomanu | | | | | | | |
| Poutasi | | | | | | | |
| Saanapu | | | | | | | |
| Faleolo | | | | | | | |
| MTII | | | | | | | |
| Foailalo | | | | | | | |
| Sataua | | | | | | | |
| Safotu | | | | | | | |
| Satupaitea | | | | | | | |

- Total number of sites: 11
- Total reporting sites in epi-week 04: 10
- Percentage of sites reported for epi-week 04: 91%

Deadline of updates for this report: 4pm, 26th January 2026



Reported



Pending report



1. Dengue like illness (DLI)

Case Definition: Fever ($\geq 38^{\circ}\text{C}$) for at least 2 days, PLUS at least 2 of the following: Nausea or vomiting; Muscle or joint pain; Severe headache or pain behind the eyes; Rash; bleeding

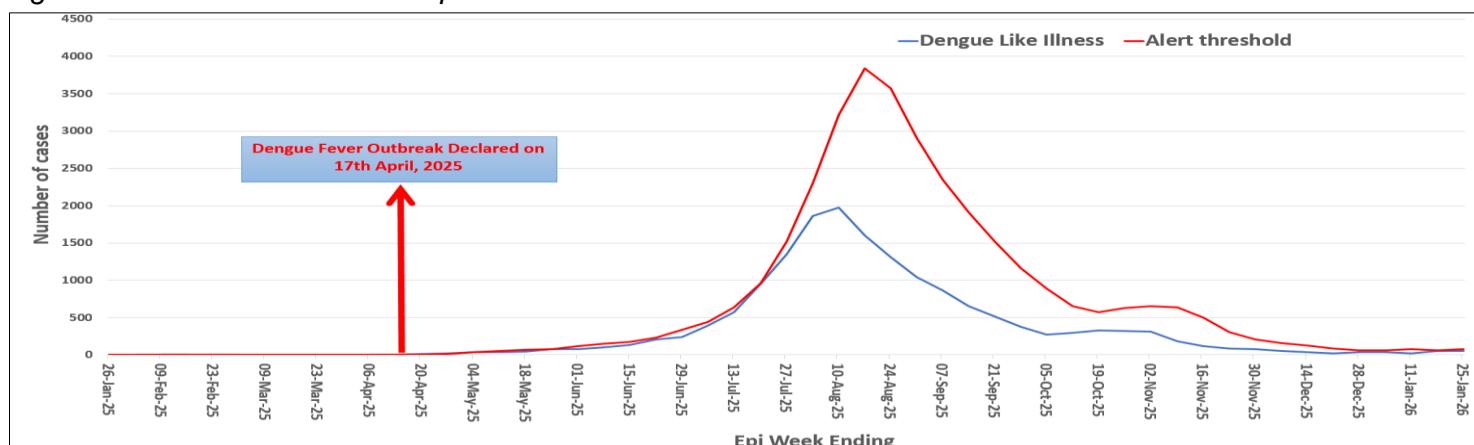
Alert threshold: **twice the average number of cases seen in the previous two weeks**

| Epi-weeks | Epi-week 03: 12/01/26 – 18/01/26 | Epi-week 04: 19/01/26 – 25/01/26 |
|----------------------|----------------------------------|----------------------------------|
| Total cases reported | 55 | 52 |
| Moving Average | 30 | 37.5 |
| Threshold | 60 | 75 |

- The total number of DLI cases has decreased by 6% compared to the previous epi-week.
- In Epi-week 4, there were 52 DLI cases reported: 32 of which are Dengue lab-confirmed cases from TTMH Laboratory.

A Dengue Fever outbreak was declared on the 17th April 2025. We continue to advise and encourage all clinicians to collect samples for testing of all patients presenting with dengue like illnesses.

Figure 1. Number of DLI cases reported from all Health Facilities



2. Influenza like illness (ILI)

Case Definition: An acute respiratory infection with a history of fever or measured fever of $\geq 38^{\circ}\text{C}$ and cough, with onset within the last 10 days

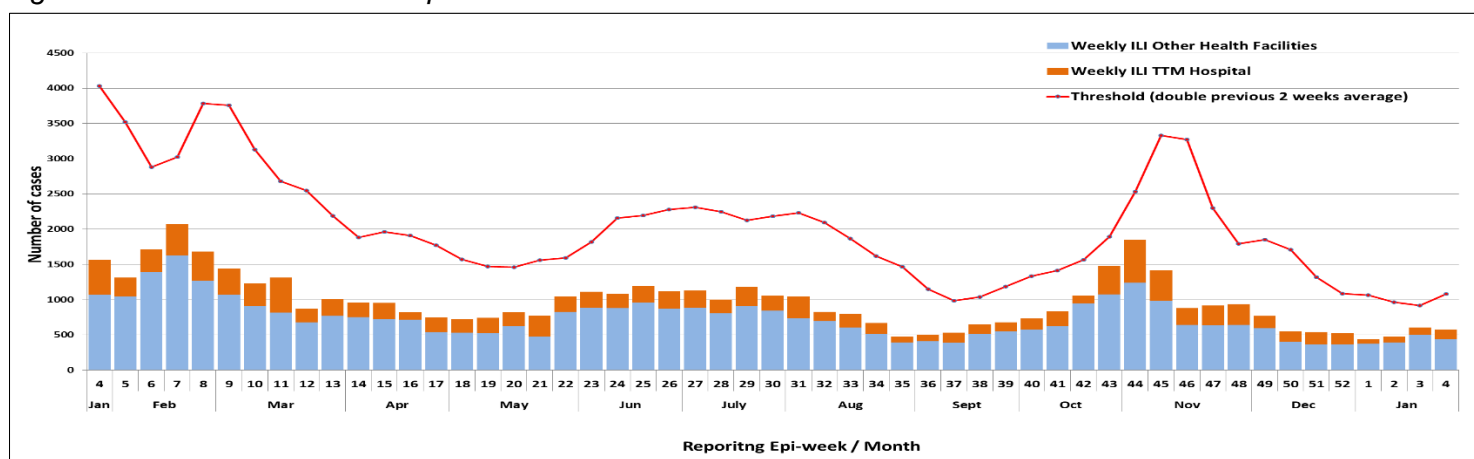
Alert threshold: **Exceeding double the average in the previous 2 weeks**

| Epi-weeks | Epi-week 03: 12/01/26 – 18/01/26 | Epi-week 04: 19/01/26 – 25/01/26 |
|----------------------|----------------------------------|----------------------------------|
| Total cases reported | 604 | 577 |
| Moving Average | 458 | 539 |
| Threshold | 915 | 1078 |

- ILI cases decreased by 4% compared to the previous epi-week & remain below the alert threshold. The total number of cases is subject to change once the pending report from Safotu HF is received.
- In this epi-week, 1 nasopharyngeal swabs (NPS) were collected and referred to TTMH lab.
- This case returned negative for respiratory panel testing.

It is also encouraged that samples are collected for verification & confirmation of the causative agent

Figure 2. Number of ILI cases reported from all Health Facilities



3. Severe acute respiratory infection (SARI)

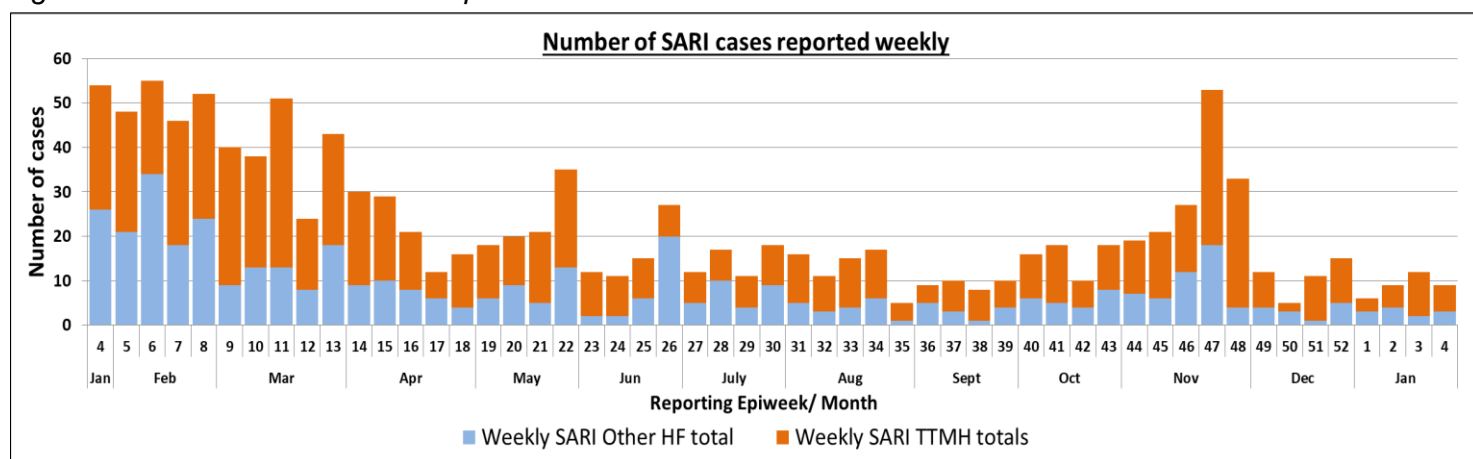
Case Definition: An acute respiratory infection with a history of fever or measured fever of $\geq 38^{\circ}\text{C}$ and cough, with onset within the last 10 days, AND requiring hospitalization

Alert threshold: 2 linked cases

| Epi-weeks | Epi-week 03: 12/01/26 – 18/01/26 | Epi-week 04: 19/01/26 – 25/01/26 |
|----------------------|----------------------------------|----------------------------------|
| Total cases reported | 12 | 9 |
| Moving Average | 7.5 | 10.5 |
| Threshold | 2 linked cases | 2 linked cases |

- There is a 25% decrease in SARI case total compared to the previous epi-week.
- Cases were reported from TTMH (6), Lalomanu (1), MTIIH (1) and Safotu (1) Health Facilities.
- No samples were collected for respiratory panel testing.
- Most of the SARI cases were diagnosed with severe pneumonia (89%) and Bronchiolitis (11%)
- The clinical team are reminded and advised to test all SARI cases.
- An ongoing challenge is the invalid phone numbers provided. Phone contacts retrieved from PATIS is also invalid. This results in the inability to conduct initial investigation interviews.

Figure 3. Number of SARI cases reported from all health facilities



4. Diarrhea

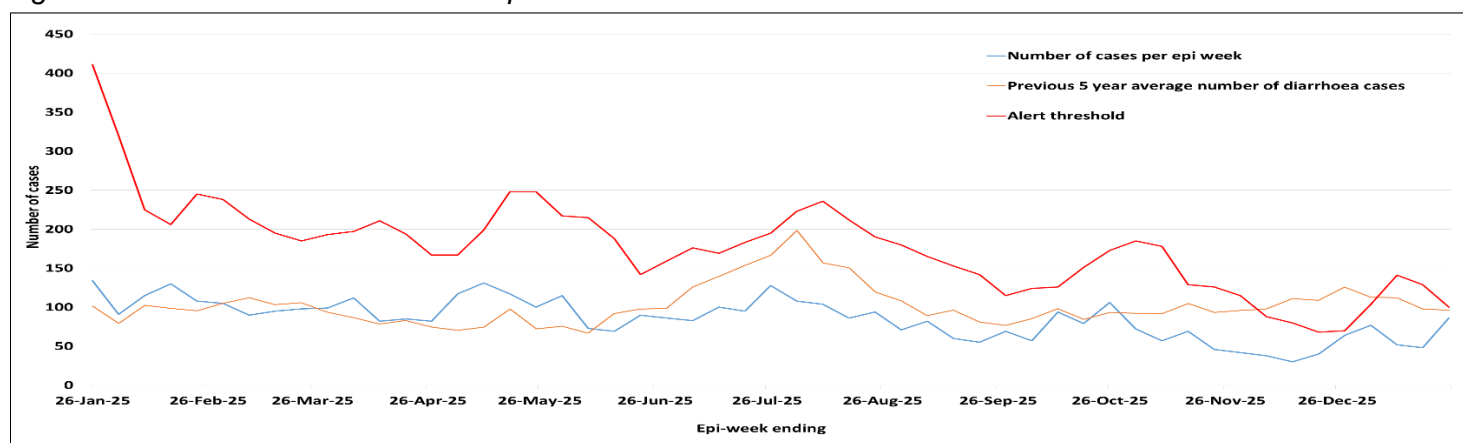
Case Definition: Three (3) or more loose or watery or bloody stools in 24hrs

Alert threshold: more than twice the average of the last two weeks count

| Epi-weeks | Epi-week 03: 12/01/26 – 18/01/26 | Epi-week 04: 19/01/26 – 25/01/26 |
|----------------------|----------------------------------|----------------------------------|
| Total cases reported | 48 | 86 |
| Moving Average | 64.5 | 50 |
| Threshold | 129 | 100 |

- In the current epi-week, diarrheal cases have increased by 79% compared to the previous epi-week and remain below the alert threshold.
- Case count includes additional cases detected through active case finding that were not reported through Syndromic Surveillance.

Figure 4. Number of Diarrhea cases reported from all health facilities



5. Acute fever and rash (AFR)

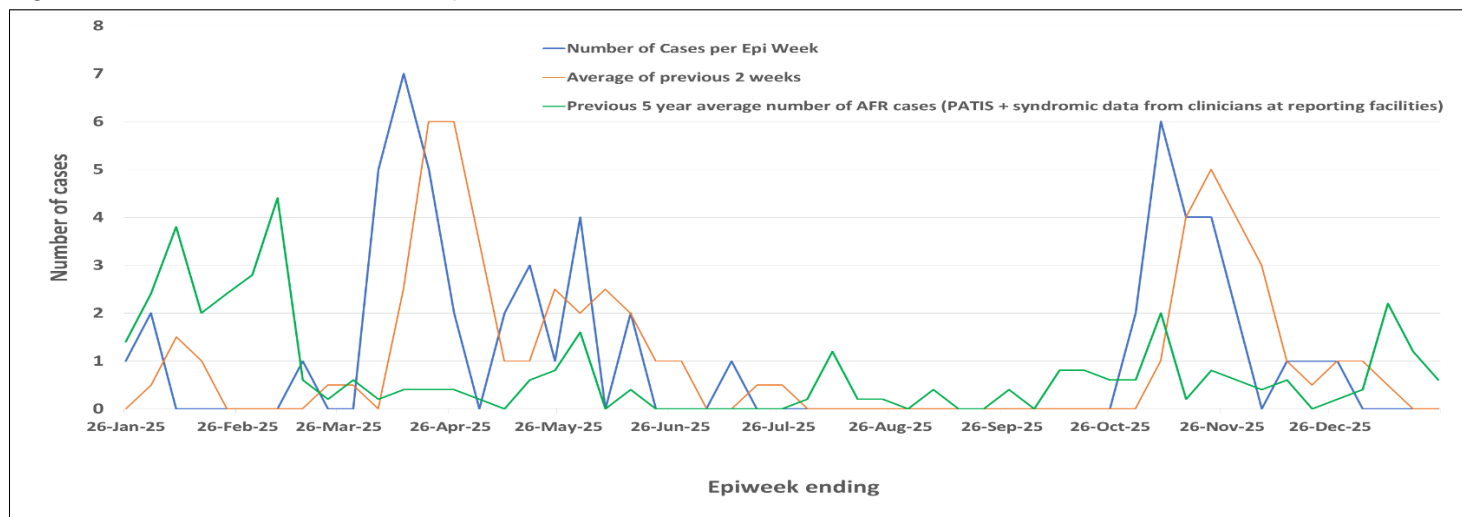
Case Definition: Sudden onset of fever ($>38^{\circ}\text{C}$) AND acute non-vesicular or non-blistering rash

Alert threshold: **two or more cases that temporally and epidemiologically linked**

| Epi-weeks | Epi-week 03: 12/01/26 – 18/01/26 | Epi-week 04: 19/01/26 – 25/01/26 |
|----------------------|----------------------------------|----------------------------------|
| Total cases reported | 0 | 0 |
| Moving Average | 0 | 0 |
| Threshold | ≥ 2 linked cases | ≥ 2 linked cases |

- In epi-week 4, there were no reported AFR case.
- Attending Physicians are encouraged to collect blood samples for suspect Measles, Rubella and HFMD cases for confirmatory testing.

Figure 5. Number of AFR cases reported from all health facilities



6. Prolonged fever

Case Definition: Fever $\geq 38^{\circ}\text{C}$ lasting 3 or more days.

Alert threshold: **twice the average number of cases seen in the previous two weeks**

| Epi-weeks | Epi-week 03: 12/01/26 – 18/01/26 | Epi-week 04: 19/01/26 – 25/01/26 |
|----------------------|----------------------------------|----------------------------------|
| Total cases reported | 0 | 0 |
| Moving Average | 0 | 0 |
| Threshold | 0 | 0 |

- No Prolonged Fever cases were reported in the current epi-week.
- Attending physicians are encouraged to strictly apply syndrome case definitions, provide a definitive diagnosis for reported AFI cases, and collect blood samples for suspected typhoid cases for confirmation

Figure 6. Number of Prolonged fever cases reported from all health facilities

